



# PLURALUCE® RECESSED REMOTE

12V-24V Recessed 4" LED Remote

Project Name: \_\_\_\_\_ Model Number: \_\_\_\_\_  
Prepared By: \_\_\_\_\_ Date: \_\_\_\_\_

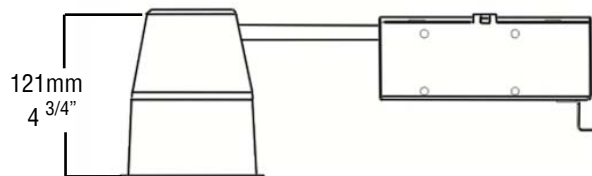
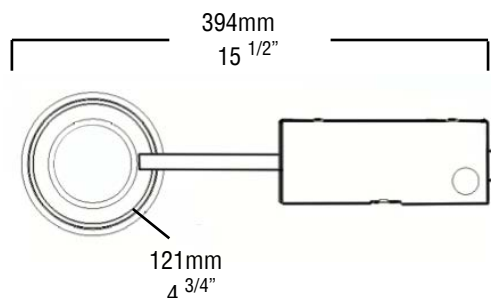
## FEATURES & BENEFITS

- Up to 68.5' spacing on centre
- New or retro-fit construction
- Suitable for shallow plenum ceilings
- 2 interchangeable lenses for ceiling mount symmetrical or ceiling mount asymmetrical distribution
- 4 x 2.5W LEDs 4,000K
- CSA 22.2 No. 141-15 Performance Certified

## LENSES

The **PLURALUCE®** recessed remote is supplied with 2 lenses for a choice of distribution patterns. The custom designed lenses are constructed of optical grade polycarbonate. One lens provides as symmetrical distribution pattern and is suitable for use in open areas with spacing of up to 41' on centre. The second lens is an asymmetric pattern designed for use in hallways and corridors with spacing of up to 68.5' on centre.

## DIMENSIONS



## ORDERING GUIDE

PL-R-RMT

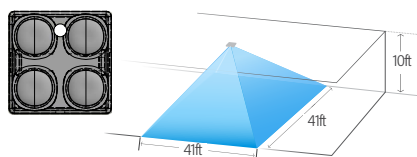
-

SERIES	OPTIONS
PL-R-RMT	BA (Brushed aluminum trim)

## LENS DISTRIBUTION PATTERNS

(Reflectance percentage: 80/50/20, measurements are not to scale)

### CEILING MOUNT SYMMETRICAL



### CEILING MOUNT ASYMMETRICAL

